


KEY FIGURES

Pension Fund



Key figures

	31.12.16	31.12.17
Number of active insured	158 191	162 077
Number of affiliated companies	20 337	20 380
Total assets CHF	6.4 bln	7.1 bln
Investment volume CHF	6.3 bln	7.0 bln
Pension capital/technical provisions CHF	5.4 bln	5.8 bln
Value fluctuation reserve CHF	925 m	1 220 m
Administrative cost per year/insured CHF	61.–	63.–

Pensions

Number of retirement pensions	6 080	6 525
Number of partner's pensions	894	959
Number of disability pensions	3 015	3 060
Number of child's pensions	1 361	1 404
Total pensions	11 350	11 948

Funding ratio

117.1 % **120.9 %**

Performance

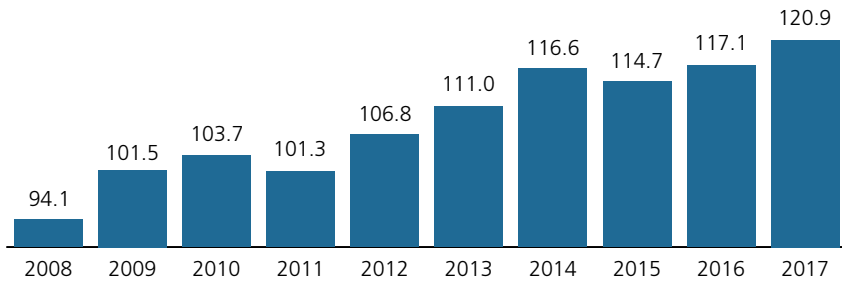
4.55 % **8.77 %**

	2016	2017
Interest rate for mandatory/ extra-mandatory assets	1.50 %	2.00 %
Technical interest rate	3.00 %	2.75 %
Actuarial tables	BVG 2010	BVG 2015

Target funding ratio

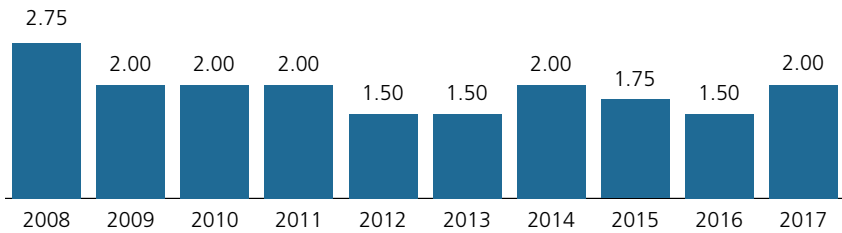
119.3 % **120.9 %**

Funding ratio (in %)



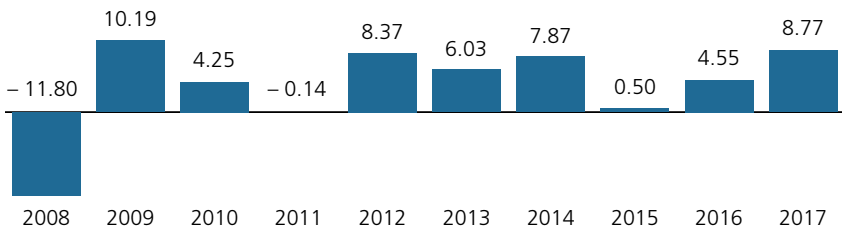
Average funding ratio 2008 – 2017 = 108.8 %

Interest rate for retirement assets (in %)



Average interest rate 2008 – 2017 = 1.90 %

Performance (in %)



Average performance 2008 – 2017 = 3.86 %

GastroSocial

Pensionskasse | Caisse de pension | Cassa pensione | Pension Fund

Bucherstrasse 1 | 5001 Aarau | T 062 837 71 71 | F 062 837 72 97
info@gastrosocial.ch | gastrosocial.ch

Institution GastroSuisse